

Thank you for your interest in **onsemi** products.  
Your technical document begins on the following pages.



## Your Feedback is Important to Us!

Please take a moment to participate in our short survey.  
At **onsemi**, we are dedicated to delivering technical content that best meets your needs.

### [Help Us Improve – Take the Survey](#)


This survey is intended to collect your feedback, capture any issues you may encounter, and to provide improvements you would like to suggest.

**We look forward to your feedback.**

To learn more about **onsemi**, please visit our website at  
[www.onsemi.com](http://www.onsemi.com)

**onsemi** and **onsemi** and other names, marks, and brands are registered and/or common law trademarks of Semiconductor Components Industries, LLC dba "**onsemi**" or its affiliates and/or subsidiaries in the United States and/or other countries. **onsemi** owns the rights to a number of patents, trademarks, copyrights, trade secrets, and other intellectual property. A listing of **onsemi** product/patent coverage may be accessed at [www.onsemi.com/site/pdf/Patent-Marking.pdf](http://www.onsemi.com/site/pdf/Patent-Marking.pdf). **onsemi** reserves the right to make changes at any time to any products or information herein, without notice. The information herein is provided "as-is" and **onsemi** makes no warranty, representation or guarantee regarding the accuracy of the information, product features, availability, functionality, or suitability of its products for any particular purpose, nor does **onsemi** assume any liability arising out of the application or use of any product or circuit, and specifically disclaims any and all liability, including without limitation special, consequential or incidental damages. Buyer is responsible for its products and applications using **onsemi** products, including compliance with all laws, regulations and safety requirements or standards, regardless of any support or applications information provided by **onsemi**. "Typical" parameters which may be provided in **onsemi** data sheets and/or specifications can and do vary in different applications and actual performance may vary over time. All operating parameters, including "Typicals" must be validated for each customer application by customer's technical experts. **onsemi** does not convey any license under any of its intellectual property rights nor the rights of others. **onsemi** products are not designed, intended, or authorized for use as a critical component in life support systems or any FDA Class 3 medical devices or medical devices with a same or similar classification in a foreign jurisdiction or any devices intended for implantation in the human body. Should Buyer purchase or use **onsemi** products for any such unintended or unauthorized application, Buyer shall indemnify and hold **onsemi** and its officers, employees, subsidiaries, affiliates, and distributors harmless against all claims, costs, damages, and expenses, and reasonable attorney fees arising out of, directly or indirectly, any claim of personal injury or death associated with such unintended or unauthorized use, even if such claim alleges that **onsemi** was negligent regarding the design or manufacture of the part. **onsemi** is an Equal Opportunity/Affirmative Action Employer. This literature is subject to all applicable copyright laws and is not for resale in any manner. Other names and brands may be claimed as the property of others.

# 1/4.3-inch 1 MP CMOS Digital Image Sensor with Global Shutter AR0145CS



CSP47 5.734x4.406  
 CASE 568AT

## Description

The AR0145CS is a 1/4.3-inch CMOS digital image sensor with an active-pixel array of 1280 (H) x 800 (V). It incorporates a new innovative global shutter pixel design optimized for accurate and fast capture of moving scenes. The sensor produces clear, low noise images in both low-light and bright scenes. It includes sophisticated camera functions such as auto exposure control, windowing, row skip mode, column-skip mode, pixel-binning and both video and single frame modes. It is programmable through a simple two-wire serial interface. The AR0145CS produces extraordinarily clear, sharp digital pictures, and its ability to capture both continuous video and single frames makes it the perfect choice for a wide range of applications, including scanning and industrial inspection.

**Table 1. KEY PERFORMANCE PARAMETERS**

Parameter	Typical Value
Optical Format	1/4.3-inch (4.23 mm)
Active Pixels	1280 (H) x 800 (V) not including 8 border pixels on each side
Pixel Size	2.8 $\mu\text{m}$
Color Filter Array	Monochrome
Chief Ray Angle	0 or 28°
Shutter Type	Global Shutter
Input Clock Range	10–48 MHz
Output Interface	8/10-bit MIPI, 1/2-lane
Output Data Rate	Maximum Serial Output Data Rate 800 Mbps/lane
Frame Rate Full Resolution	120 fps (10-bit)
Responsivity Monochrome	41.9 ke-/lux*s
SNR <sub>MAX</sub>	37 dB
Dynamic Range	65.3 dB
Supply Voltage I/O Digital Analog	1.8 V 1.2 V 2.8 V
Power Consumption	150 mW (Full Resolution, 120 fps)
Operating Temperature	(-30°C < T <sub>J</sub> < +85°C)
Optimal Performance Temperature Range	(0°C < T <sub>J</sub> < +60°C)
Package Options	5.73 x 4.41 mm 47-ball CSP $\theta_{JA}$ : 31.6°C/W (Note 1) $\theta_{JB}$ : 9.5°C/W Bare Die

1.  $\theta_{JA}$  is dependent on the customer module design and should not be used for calculating junction temperature.

## ORDERING INFORMATION

See detailed ordering and shipping information on page 2 of this data sheet.

## Non-NDA Data Sheet

**Interested in what you see?** If you would like more detailed information, please request the full version of our data sheet.

[Request Full Data Sheet](#)

## Features

- Superior Low-light and IR Performance
- 1/2-lane 8/10-bit MIPI
- Automatic Black Level Calibration (ABLC)
- Horizontal and Vertical Mirroring, Windowing and Pixel Binning
- 5 x 5 Statistics Engine for On-chip Auto Exposure Control for Any Programmable Region of Interest (ROI)
- Flexible Control for Row and Column Skip Mode
- On-chip Trigger Mode for Synchronization
- Built in Flash Control
- Two On Chip Phase Lock Loop (PLL)
- Context Switching
- 960 bytes One-time Programmable Memory (OTPM)
- Simple Two-wire Fast-mode + Serial Interface

## Applications

- Bar Code Scanner
- Gesture Recognition
- 3D Scanning
- Positional Tracking
- Iris Scanning
- Augmented Reality
- Virtual Reality
- Biometrics
- Machine Vision

# AR0145CS

## ORDERING INFORMATION

**Table 2. AVAILABLE PART NUMBERS**

Part Number	Product Description	Product Attribute Description
AR0145CSSM00SMKA0-CP	Mono, 0° CRA	CSP with Protective Film
AR0145CSSM00SMKAH3-GEVB	Mono, 0° CRA	Demo Board
AR0145CSSM00SMKA0-CP2	Mono, 0° CRA	CSP with Protective Film, MOQ 50 Pieces
AR0145CSSM00SMKA0-CR	Mono, 0° CRA	CSP without Protective Film

AR0145CSSM28SMKA0-CP	Mono, 28° CRA	CSP with Protective Film
AR0145CSSM28SMKAH3-GEVB	Mono, 28° CRA	Demo Board
AR0145CSSM28SMKA0-CP2	Mono, 28° CRA	CSP with Protective Film, MOQ 50 Pieces
AR0145CSSM28SMKA0-CR	Mono, 28° CRA	CSP without Protective Film

NOTE: Refer to AR0145 Die Data Sheet for Die Part Numbers and Ordering Information.

See the **onsemi** Device Nomenclature document ([TND310/D](#)) for a full description of the naming convention used for image sensors. For reference documentation, including information on evaluation kits, please visit our web site at [www.onsemi.com](http://www.onsemi.com).

**Table 3. FRAME RATE OF DIFFERENT MODES OF OPERATION**

Resolution	Mode	Frame Rate (frames per sec)
Full_Resolution 1280 x 800	Master	120
	Slave Integration Start	90
	Slave Integration Time	90
	Slave Integration Start and Readout Start	90
	Slave Integration Start and Integration	depends on exp (not constant frame rate)
2x2_Subsampling 640 x 400	Master	230
	Slave Integration Start	160
	Slave Integration Time	160
	Slave Integration Start and Readout Start	160
	Slave Integration Start and Integration	depends on exp (not constant frame rate)

# AR0145CS

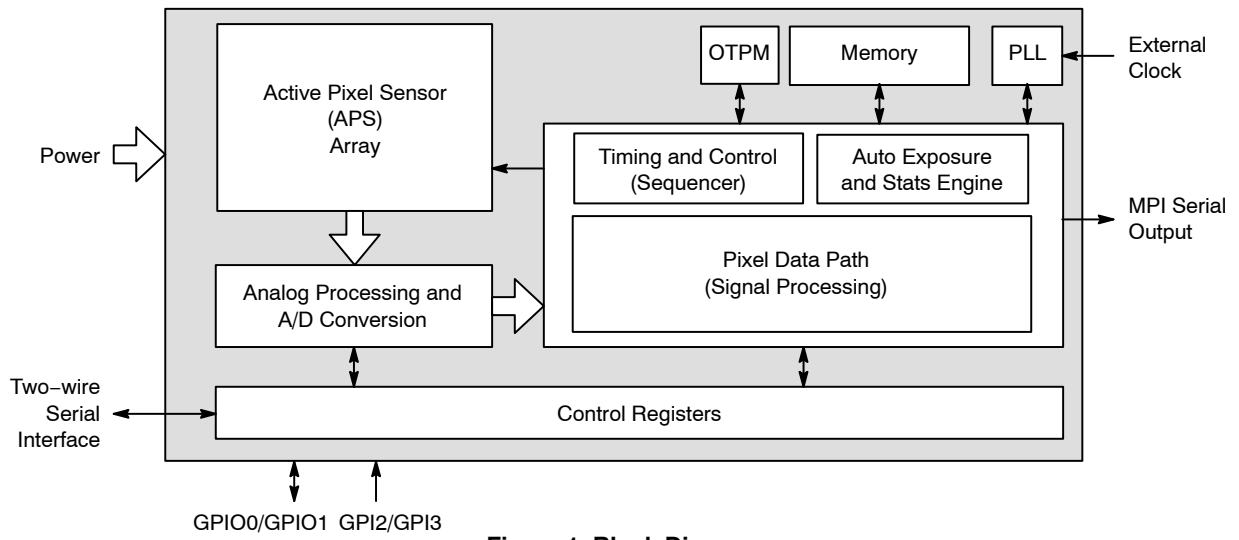



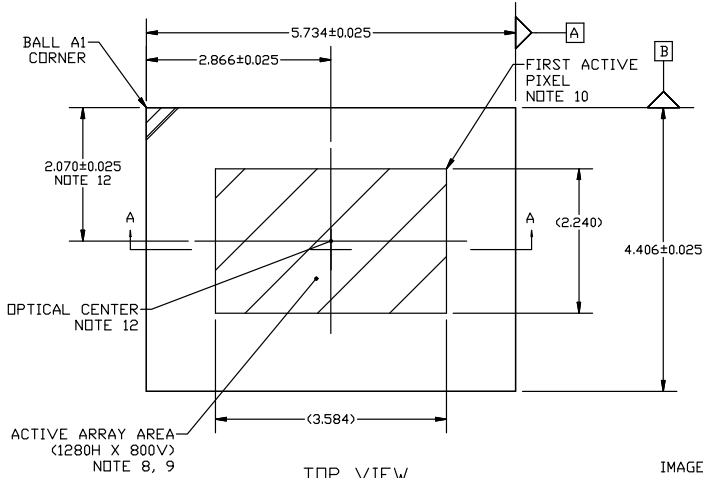
Figure 1. Block Diagram

# AR0145CS

## PACKAGE DIMENSIONS

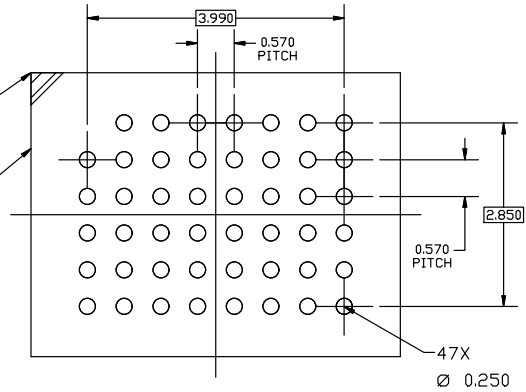
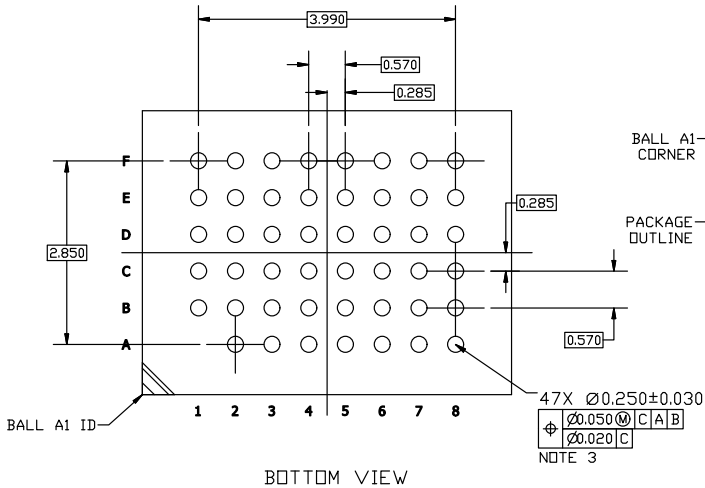
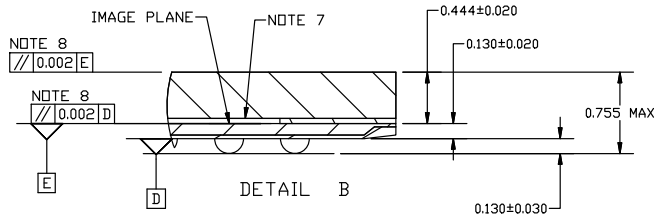
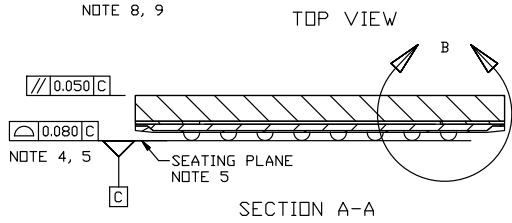


CSP47 5.734x4.406  
CASE 568AT  
ISSUE O



NOTES:

1. DIMENSIONING AND TOLERANCING PER ASME Y14.5M, 1994.
2. CONTROLLING DIMENSION: MILLIMETERS (mm).
3. SOLDER BALL DIAMETER IS MEASURED AT THE MAXIMUM SOLDER BALL DIAMETER PARALLEL TO DATUM C.
4. COPLANARITY APPLIES TO THE SPHERICAL CROWNS OF THE SOLDER BALLS.
5. DATUM C, THE SEATING PLANE IS DEFINED BY THE SPHERICAL CROWNS OF THE SOLDER BALLS.
6. GLASS: 0.400 THICKNESS; REFRACTIVE INDEX = 1.52.
7. AIR GAP BETWEEN GLASS AND PIXEL ARRAY: 0.044 THICKNESS.
8. PARALLELISM APPLIES ONLY TO THE ACTIVE ARRAY.
9. MAXIMUM ROTATION OF ACTIVE ARRAY RELATIVE TO DATUMS A AND B IS ±0.1°.
10. REFER TO THE DEVICE DATA SHEET FOR TOTAL PIXEL ARRAY DEFINITIONS.
11. PACKAGE CENTER (X, Y) = (0.000, 0.000).
12. OPTICAL CENTER RELATIVE TO PACKAGE CENTER (X, Y) = (-0.001, 0.133).



RECOMMENDED MOUNTING FOOTPRINT\*  
\*FOR ADDITIONAL INFORMATION ON OUR Pb-FREE STRATEGY AND SOLDERING DETAILS, PLEASE DOWNLOAD THE ON SEMICONDUCTOR SOLDERING AND MOUNTING TECHNIQUES REFERENCE MANUAL, SOLDERRM/D.

**onsemi**, **Onsemi**, and other names, marks, and brands are registered and/or common law trademarks of Semiconductor Components Industries, LLC dba "**onsemi**" or its affiliates and/or subsidiaries in the United States and/or other countries. **onsemi** owns the rights to a number of patents, trademarks, copyrights, trade secrets, and other intellectual property. A listing of **onsemi**'s product/patent coverage may be accessed at [www.onsemi.com/site/pdf/Patent-Marking.pdf](http://www.onsemi.com/site/pdf/Patent-Marking.pdf). **onsemi** reserves the right to make changes at any time to any products or information herein, without notice. The information herein is provided "as-is" and **onsemi** makes no warranty, representation or guarantee regarding the accuracy of the information, product features, availability, functionality, or suitability of its products for any particular purpose, nor does **onsemi** assume any liability arising out of the application or use of any product or circuit, and specifically disclaims any and all liability, including without limitation special, consequential or incidental damages. Buyer is responsible for its products and applications using **onsemi** products, including compliance with all laws, regulations and safety requirements or standards, regardless of any support or applications information provided by **onsemi**. "Typical" parameters which may be provided in **onsemi** data sheets and/or specifications can and do vary in different applications and actual performance may vary over time. All operating parameters, including "Typicals" must be validated for each customer application by customer's technical experts. **onsemi** does not convey any license under any of its intellectual property rights nor the rights of others. **onsemi** products are not designed, intended, or authorized for use as a critical component in life support systems or any FDA Class 3 medical devices or medical devices with a same or similar classification in a foreign jurisdiction or any devices intended for implantation in the human body. Should Buyer purchase or use **onsemi** products for any such unintended or unauthorized application, Buyer shall indemnify and hold **onsemi** and its officers, employees, subsidiaries, affiliates, and distributors harmless against all claims, costs, damages, and expenses, and reasonable attorney fees arising out of, directly or indirectly, any claim of personal injury or death associated with such unintended or unauthorized use, even if such claim alleges that **onsemi** was negligent regarding the design or manufacture of the part. **onsemi** is an Equal Opportunity/Affirmative Action Employer. This literature is subject to all applicable copyright laws and is not for resale in any manner.

## ADDITIONAL INFORMATION

### TECHNICAL PUBLICATIONS:

Technical Library: [www.onsemi.com/design/resources/technical-documentation](http://www.onsemi.com/design/resources/technical-documentation)  
onsemi Website: [www.onsemi.com](http://www.onsemi.com)

### ONLINE SUPPORT: [www.onsemi.com/support](http://www.onsemi.com/support)

For additional information, please contact your local Sales Representative at [www.onsemi.com/support/sales](http://www.onsemi.com/support/sales)